


FA1G



Noncontact Temperature Measurement for Industrial Applications



Marathon™ FA1G

Rugged fiber optic measurement system, specifically designed for molten glass measurement, with a full complement of available accessories

Measurement Specifications

Temperature Range	750 to 1675°C (1382 to 3047°F)
Nominal Spectral Response	0.7–1.2 μm
Accuracy	±3°C (±5.4°F)
Repeatability	±1°C
Temperature Resolution	±0.05°C (±0.1°F)
Response Time	10 mSec; selectable to 10 sec
Emissivity	0.1 to 1.0 in 0.01 increments
Signal Processing	Peak Hold, Valley Hold, Averaging

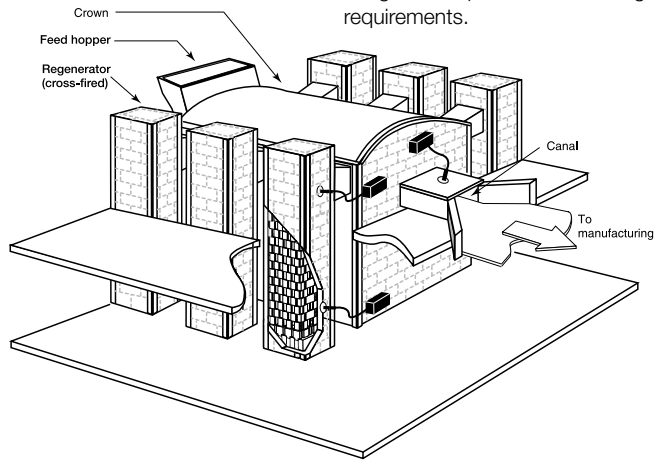
Optical Specifications

Models	D:S (Min)*	Focus Distance
FA1G	100:1	∞

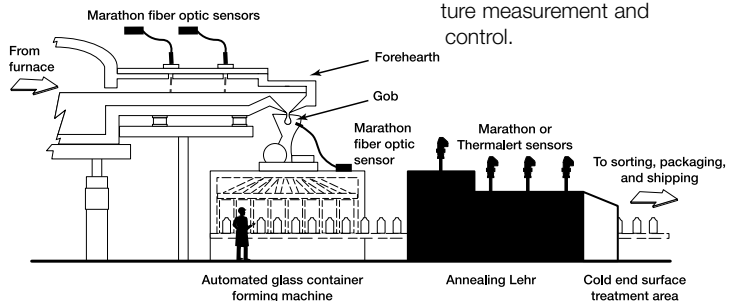
*At 95% energy

Optimized for the melt furnace and forehearth

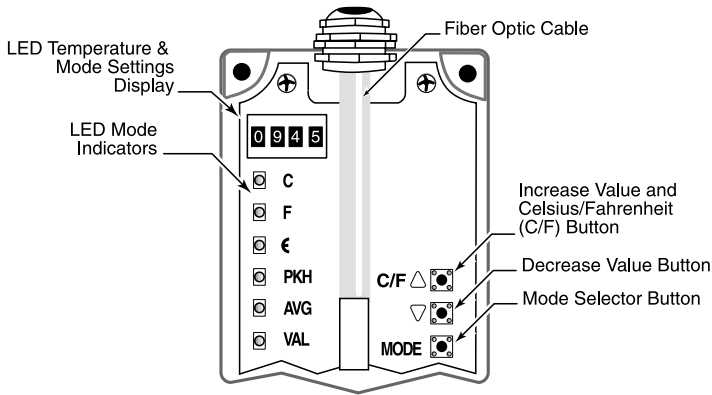
From the furnace to the forehearth, through the tin bath or the molds, and on toward the annealing lehr or the curing oven, Raytek covers the full line of glass temperature measuring requirements.



The FA1G is particularly suited to measurements on the melt furnace and the forehearth. Available with rugged accessories and able to withstand temperatures up to 200°C, the multidrop-capable digital electronics of the FA1G provide the most flexibility for temperature measurement and control.



In glass molding, maintaining the proper temperature in the forehearth is critical so the molten glass is in the proper homogenous condition when it reaches the exit.



FA1G User Interface

The Marathon FA1G is a Fiber Optic infrared thermometer specifically designed for measuring glass temperature from 750 to 1675°C (1382 to 3047°F). With applications ranging from measuring the molten glass in the forehearth to measuring the packing material temperature for optimum regenerator airflow control, the Marathon FA1G is designed to meet the needs of the Glass Industry. The FA1G thermometer permits measurement of melter, refiner, regenerator, and forehearth temperatures otherwise inaccessible with non-fiber optic thermometers.

The FA1G is rated IP 65 (NEMA 4) and consists of a rugged fiber optic cable, plus optical head assembly connected to a sturdy electronics housing. Within this housing are detector, processing electronics, internal user-interface/LED display, and termination connections for field-wiring. The electronics maintain high accuracy in ambient operating temperatures up to 60°C (140°F), or 150°C (300°F) with optional cooling.

The fixed-focus optical head consists of a small stainless steel cylindrical housing and lens assembly capable of withstanding ambient temperatures up to 200°C (392°F). The fiber optic cable is protected by metal armor and sealed with a Viton® jacket to prevent wicking of water or oils. The whole assembly has a small bend radius for threading through tight spaces.

Included with the sensor is the Marathon Support Software, a suite of Windows® programs that allow remote parameter setting, data acquisition, graphic display of data, and RS-485 multidrop network configuration.

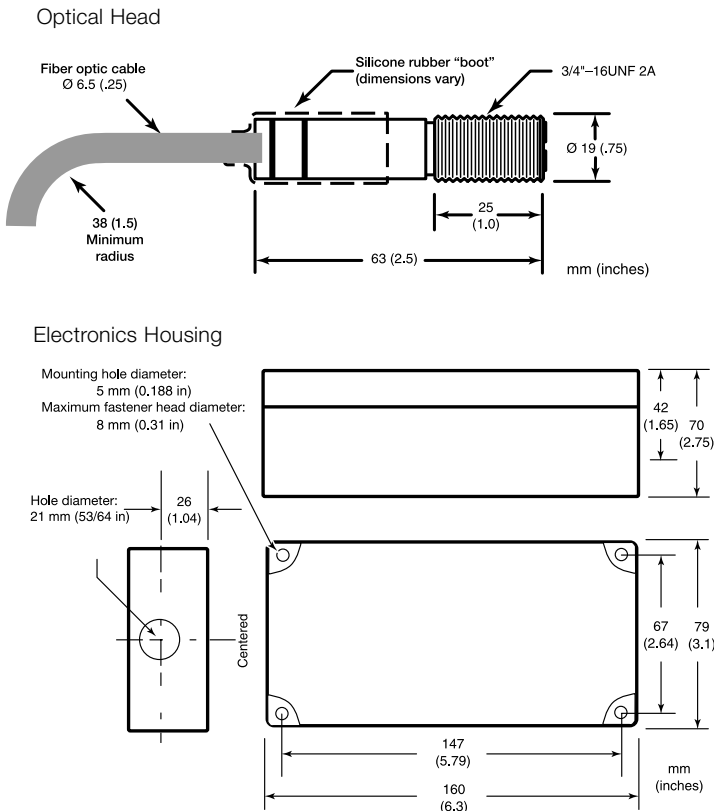
Electrical Specifications

Outputs	0/4-20 mA; RS-485, 2-wire/4-wire, networkable to 32 sensors Relay (48V, 300 mA, response time < 2 mSec)
Power Supply	24 VDC, 500 mA, ±20%
Cable	Supplied by customer Supplied by Raytek as option

Sensor Specifications

Environmental Rating	NEMA-4 (IEC 529, IP 65)
Ambient Operating Temperature Range	
Fiber cable/optical head	0 to 200°C (32 to 392°F)
Electronics housing	0 to 60°C (32 to 140°F); with cooling platform 0 to 150°C (32 to 300°F)
Storage Temperature Range	
Electronics Housing	-20 to 70°C (-4 to 158°F)
Relative Humidity	10% to 95% non-condensing
Shock (electronics housing)	MIL-STD-810D (IEC 68-2-27)
Vibration (electronics housing)	MIL-STD-810D (IEC 68-2-6)
Weight	
Electronics housing	0.71 kg (25 oz)
Optical head	0.10 kg (3 oz)
Fiber Cable Protection	Rated to 200°C; stainless steel armor; Viton coated; NEMA-4; provision for conduit to protect fiber cable

Sensor Dimensions



FA1G Highlights

- **Wide temperature measurement range:** 750 to 1675°C (1382 to 3047°F)
- **High accuracy ±3°C (±5.4°F) absolute**
- **High optical resolution to 100:1**
- **Rugged fiber optic assembly withstands 200°C (392°F); NEMA-4 IP 65 rated**
- **Adjustable response time**
- **0/4-20 mA analog output**
- **RS-485 serial output; networkable to any combination of 32 Marathon sensors**
- **Advanced signal processing: Peak Hold, Valley Hold, Average**
- **Background radiation compensation**
- **Internal LED display and Marathon user interface**
- **Programmable relay output: dual temperature setpoints and failsafe alarm**
- **Windows Marathon Support Software (operates under WIN 3.1/95/98/NT)**

Accessories / Options

All systems are shipped with a mounting bracket for the optical head, an operator's manual, and all applicable software packages.

- **Furnace rooftop mounting/purging system** available with either flange (XXXFORFMF) or gravity-held base (XXXFORFMC)
- **Stainless steel air-purge collar** for optical head with integrated stainless steel sighting tube, 150mm (6 inch) long, 25mm (1 inch) diameter (XXXFOHAPA)
- **24VDC 1.1A power supply** with universal 110/220VAC input (XXX2CDCPSS)
- **Smart RS-485 to RS-232 interface converters** with built-in smart switching allowing for use in either 2-wire or 4-wire mode, in either multi-drop or stand-alone mode
- *Optional fiber optic cable lengths: 1, 3, 6, or 10m (3.2, 10, 19.2, or 32 ft)
- *Optional NIST traceable certificate of calibration
- *Optional water-cooled platform for electronics housing to enable operation in environments up to 150°C (300°F)

**Options must be specified at time of order*

Rugged Accessories for Harsh Environments

The roof of a glass furnace or forehearth is not the place to spend a great deal of time cleaning a dirty lens or exchanging a sensing head for calibration. The newest mounting accessory for the FA1G ensures maintenance requirements are kept to a minimum and available for the fastest servicing.

The rooftop mounting accessory includes a choice of two flanges, one with 4 mounting holes to attach directly to the roof or wall of a furnace or forehearth. The second is a heavy stainless steel "pipecap" specifically designed for gravity-held rooftop mounting.

The sensor is held in place by a quick-disconnect, bayonet-style adapter, with an integrated air-purged sapphire window. The large surface area of the window provides for simple cleaning, while at the same time preventing scratching or contamination of the calibrated sensor optics.

In addition to the rooftop mounting, other options and accessories for the FA1G include a cooling plate for the sensor electronics, air-purged pipe fittings, adjustable brackets, and many others.

Rooftop mounting accessory with FA1G sensor installed



www.raytek.com
for up-to-the-minute features

Raytek Automation Products: Noncontact Temperature Measurement Solutions For Industrial ApplicationsSM

Worldwide Headquarters

Raytek Corporation
Santa Cruz, CA USA
Tel: 1 800 227 8074
1 831 458 1110
Fax: 1 831 458 1239
automation@raytek.com

Raytek de Mexico, S.A. de C.V.
Puebla, Pue. Mexico
Tel: 52 2 230 4380
Fax: 52 2 230 4438
ventas@raytek.com.mx

Raytek China Company
Beijing, China
Tel: 86 10 6437 0284
Fax: 86 10 6437 0285
info@raytek.com.cn

Raytek Japan, Inc.
Osaka, Japan
Tel: 81 6 4390 5015
Fax: 81 6 4390 5016
info@raytekjapan.co.jp

South American Headquarters
Raytek do Brasil
Sorocaba, SP Brasil
Tel: 55 15 233 6338
Fax: 55 15 233 6826
info@raytek.com.br

European Headquarters

Raytek GmbH
Berlin, Germany
Tel: 49 30 4 78 00 80 00
Fax: 49 30 4 71 02 51
info@raytek.de

Raytek United Kingdom
Milton Keynes, UK
Tel: 44 1908 630800
Fax: 44 1908 630900
ukinfo@raytek.com

Raytek France
Palaiseau, France
Tel: 33 1 64 53 1540
Fax: 33 1 64 53 1544
raytek@wanadoo.fr



© 2001 Raytek Corporation (2-4502N/ Rev. A) 7/2001
Raytek, the Raytek logo, and Thermalert are registered trademarks, and Marathon is a trademark of Raytek Corporation. Windows is a registered trademark of Microsoft Corporation. Viton is a registered trademark of DuPont. Specifications subject to change without notice.

Raytek[®]