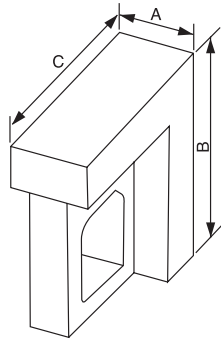


## Precision Right Angle Plate

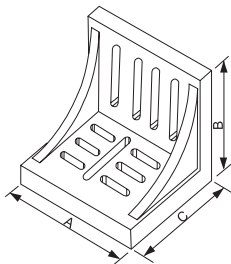


- Made of finest quality castings, stress relieved.
- All outside surfaces closely finished for square and parallel references:  
Precision ground: Square within 0.01mm per 100mm  
Parallel within 0.01mm per 100mm

Unit:mm

ORDER NO.	Approx Dimensions			WEIGHT (kgs)	CODE NO.
	A	B	C		
VRH-4	102	126	150	6.3	1013-001
VRH-5	126	202	300	16.9	1013-002
VRH-6	150	150	202	14.5	1013-003
VRH-8	202	250	300	32.5	1013-004

## Right Angle Plate

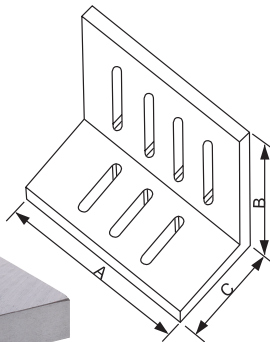



- Made of high tensile cast iron
- Webbed style accurately grounded, square and parallel on outside faces and ends within 0.01mm per 100mm

Unit:mm

ORDER NO.	Approx Dimensions			WEIGHT (kgs)	CODE NO.
	A	B	C		
VR-6	150	126	115	3.8	1013-010
VR-8	202	150	126	7.4	1013-011
VR-10	250	202	126	12.1	1013-012
VR-12	300	228	202	23.7	1013-013

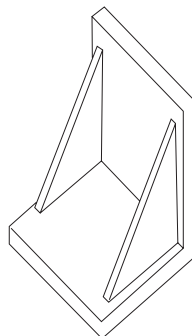

## Slotted Angle Plates



- Many size also stocked with precision ground finish, prices on request.
- Made of high tensile cast iron properly seasoned against distortion. Open end style accurately machined square and parallel on all faces.

ORDER NO.	Approx Dimensions			APPROX WEIGHT (kgs)	CODE NO.
	A	B	C		
VR-45	4-1/2"	3-1/2"	3"	1.3	1013-020
VR-60	6"	5"	4-1/2"	3.2	1013-021
VR-80	8"	6"	5"	7.4	1013-022
VR-100	10"	8"	6"	12	1013-023
VR-120	12"	9"	8"	19.4	1013-024

## Plain Angle Plates



### Machined or precision ground

- Made from high tensile cast iron - normalized and stress relieved.
- Machined: Flat and square within .002" per 6" for general work.
- Precision ground: Flat and square within .0005" per 6" for layout and inspection or precision machining.

ORDER NO.	Size in inches	APPROX WEIGHT (kgs)	CODE NO.
VR-22	2x2x2	0.4	1013-030
VR-33	3x3x3	1.2	1013-031
VR-44	4x4x4	2.5	1013-032
VR-55	5x5x5	4.3	1013-033
VR-66	6x6x6	7	1013-034
VR-88	8x8x8	15.2	1013-035
VR-1010	10x10x10	27.7	1013-036
VR-1212	12x12x12	42.9	1013-037